



GRWTH  
用戶手冊

### 步驟 1

## 安裝 GRWTH 手機應用程式



# 家長 身份登入

### iOS 用戶

登入 App Store 搜尋 GRWTH 下載



### Android 用戶

方法 1 請登入 Play Store 搜尋 GRWTH 下載

方法 2 請登入以下網址下載：

<https://www.grwth.hk/app/>



### 步驟 2

## 開啟 GRWTH 手機應用程式

以家長身份登入，點擊頁底的註冊帳號按鈕或以社交媒體帳號 (Facebook / WeChat / Google) 註冊/登入



家長/訪客

用戶註冊

或



以社交媒體帳號註冊/登入

### 步驟 3

## 驗證家長電話號碼 (用於家長登入)

此部分需要鍵入**家長的手提電話號碼**，將來用作登入帳戶，及於忘記密碼時重設之用。

請耐心等待，系統將以短訊方式發送四位數字的驗證碼給你。

如手機接收不到sms訊息，請聯絡學校協助註冊帳號。

輸入你的電話號碼

輸入系統透過短訊方式發送的四位數字的驗證碼

請留意：  
你輸入的電話號碼將成為你的登錄帳號，確認後將不能修改

中國地區的電話號碼無法接收驗證SMS

### 步驟 4

## 自定家長登入密碼

系統會要求你輸入名稱及自設一組 8 位字元組成的登入密碼。

完成此步驟後，家長帳號登入完成，正式開始使用。

家長登入密碼可用作將來回覆通告之用，請小心保密，勿讓子女知道

設定你的登入密碼

至少 8 個字元。不要使用太過明顯的密碼

再次輸入密碼

### 步驟 5

## 關聯子女帳號

輸入你的名稱及設定你的頭像

點擊“關聯子女”以綁定子女

系統會依據你的手提電話號碼為你配對子女。

如你的電話號碼不在系統中，請自行輸入學校提供的子女的帳號進行配對。

選擇與子女的關係

家長帳號登入完成

## 家長如何關聯多於一位子女?

1: 按下右下角的功能表



功能表

2: 按下帳號關聯



帳號關聯

3: 按下關聯子女

4: 輸入另一位子女的登入資料

子女帳號  
密碼

Step 1  
Install GRWTH  
Mobile Application

iOS User

Download GRWTH in APP Store



Android User

Method 1: Download GRWTH in Play Store  
Method 2: Download via the following link



<https://www.grwth.hk/app/>



Parent

Step 2

Open GRWTH APP

Login as "Parent", then click "Register" or choose SSO (Facebook/WeChat/Google)



Parents



Register

or

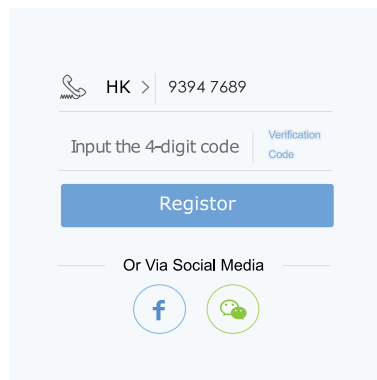


Login Social Media

Step 3

Verify Parent Mobile (as username)

Please input parent's mobile. This will be your username and help you reset password in the future. Please wait for the system to send you an SMS with a 4-digit verification code. Please contact School Admin if no SMS is received.



HK > 9394 7689

Input the 4-digit code Verification Code

Registrar

Or Via Social Media

f WeChat

Parent's Mobile

Input the 4-digit verification code in SMS

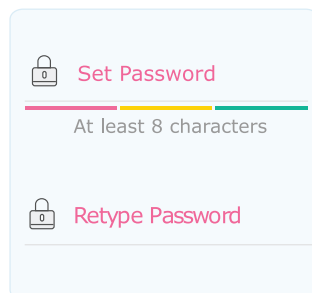
Note:  
Username (i.e. mobile) CANNOT be changed once confirmed

Verification SMS not available in China

Step 4

Set Your Password

Please set password with at least 8 numeric digits or alphabets. Your password is used for notice reply. Please keep confidential and never leak to your child.



Set Password

At least 8 characters

Retype Password

Step 5

Link Your Child

Input your name and profile image.

Click "Link" to link your child.

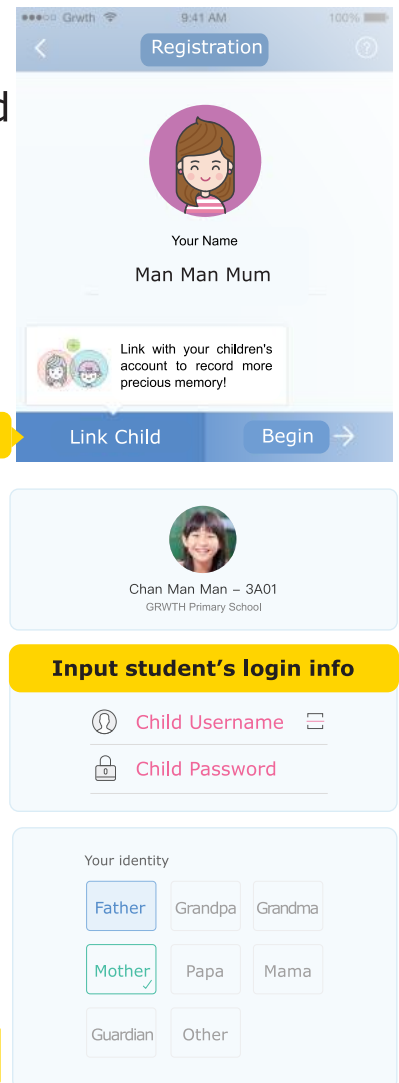
Link Child

System auto detects if your mobile is already linked.

If your mobile is not yet linked, you may input your child's account info to complete the linkage.

Choose your identity.

Use GRWTH as parent now



Registration

Your Name

Man Man Mum

Link with your children's account to record more precious memory!

Link Child Begin

Chan Man Man - 3A01  
GRWTH Primary School

Input student's login info

Child Username

Child Password

Your identity

Father Grandpa Grandma

Mother Papa Mama

Guardian Other

How to link more than one child?

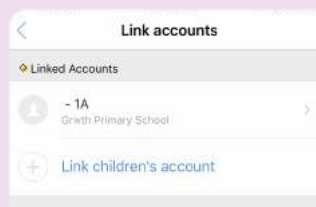
1. Click "Menu" at the bottom right corner



2. Click "Link Accounts"



3. Click "Link children's account"



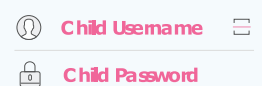
Link accounts

Linked Accounts

- 1A  
Grwth Primary School

Link children's account

4. Input login info of another child



Child Username

Child Password